



EFFICIENT WORK



- HIGH EFFICIENCY IN LINE FANS
- E.C. MOTORS BRUSHLESS, WITH BUILT-IN VSD
- FITTED WITH A FOLDING INSPECTION COVER
- LOW NOISE LEVEL AND 40 MM ACOUSTIC INSULATION



SVE/PLUS/EW

WITH 40MM ACOUSTIC INSULATION AND E.C. BRUSHLESS ELECTRONIC MOTORS

According ErP		CE	
FAN TYPE	MOTOR TYPE	ENERGY REQUIRED	ENERGY SAVE
SVE/PLUS/EW	EC+VSD	+++	45%
SVE/PLUS	AC+VSD	++	35%
SVE/PLUS	AC		0%

EFFICIENT WORK SODECA



SVE/PLUS/EW



BRUSHLESS MOTOR WITH BUILT-IN VSD



Low-noise, in-line duct extractor fans mounted inside a 40 mm phonoabsorbent acoustic insulated wrapping

Fan:

- Acoustic wrapping coated with phonoabsorbent material.
- All models fitted with a jet turbine.
- Standardised suction and discharge flanges allowing for easy installation in ducts.
- Fitted with a folding inspection cover.
- Support feet built into the box, for easy installation.
- Linear air flow direction.
- Speed controlled by a built-in 10 kΩ MTP010 power meter or an external 0-10 V signal.

Motor:

- Single-phase 200-240 V 50/60 Hz, IP54 protection. Except model SVE/PLUS/EW-400/H, 200-277V 50/60Hz, IP55 protection.
- Maximum temperature of air to be carried: -25°C +60°C.
- Except model SVE/PLUS/EW-200/H, -25°C +45°C.
- EC brushless external rotor motors with high efficiency and built-in variable speed drive controlled by 0-10 V signal.

Finish:

- Anti-corrosive galvanised sheet steel.

Order code

SVE/PLUS/EW — 100 — /H

SVE/PLUS/EW: In-line duct extractor fans with 40 mm insulation

Nozzle diameter in mm

High flow rate

Technical characteristics

Model	Speed (rpm)	Maximum admissible current 230V (A)	Max. electric power (kW)	Maximum flow rate (m³/h)	Sound pressure level at 50% of max. speed* dB(A)	Approx. weight (Kg)	According ErP
SVE/PLUS/EW-100/H	3200	0.75	0.083	450	38	11	2018
SVE/PLUS/EW-125/H	3200	0.75	0.083	500	36	11	2018
SVE/PLUS/EW-150/H	3200	0.75	0.083	545	33	11	2018
SVE/PLUS/EW-160/H	3200	0.75	0.083	585	31	11	2018
SVE/PLUS/EW-200/H	3230	1.40	0.168	895	36	14	2018
SVE/PLUS/EW-250/H	2510	1.40	0.170	1140	38	14	2018
SVE/PLUS/EW-315/H	1525	1.20	0.150	1800	29	23	2018
SVE/PLUS/EW-350/H	1250	1.40	0.168	2475	35	32	2018
SVE/PLUS/EW-400/H	1170	1.10	0.250	3080	38	39	2018

*Irradiated sound pressure level in dB(A) at a distance of 1.5 m and at maximum flow rate.

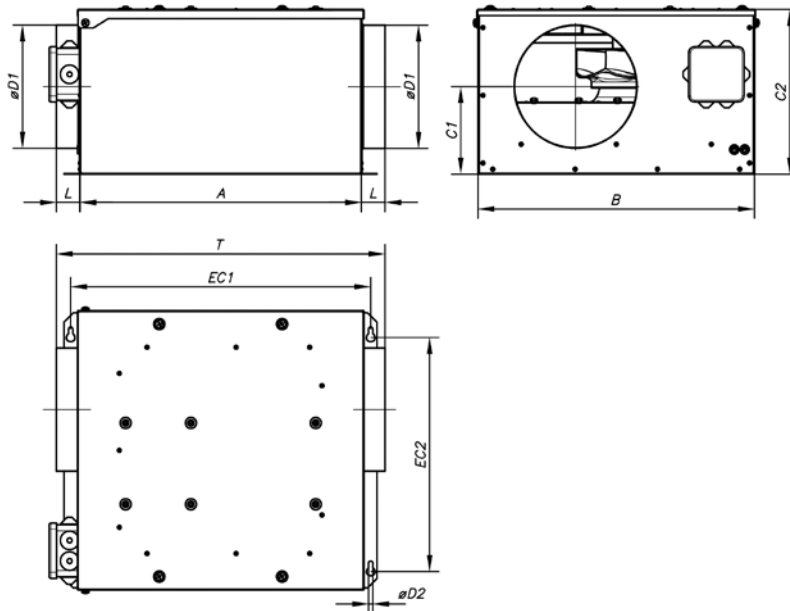
Acoustic characteristics

Sound power spectrum Lw(A) in dB(A) per Hz frequency band

Irradiated values at maximum speed and medium flow rate

Model	63	125	250	500	1000	2000	4000	8000
SVE/PLUS/EW-100/H	38	43	45	47	49	53	47	43
SVE/PLUS/EW-125/H	37	43	45	48	50	53	48	44
SVE/PLUS/EW-150/H	32	42	41	51	44	44	44	40
SVE/PLUS/EW-160/H	33	43	42	47	45	46	45	41
SVE/PLUS/EW-200/H	50	50	43	50	44	42	45	45
SVE/PLUS/EW-250/H	46	44	43	45	55	35	34	30
SVE/PLUS/EW-315/H	30	44	33	32	44	25	24	19
SVE/PLUS/EW-350/H	37	50	40	42	36	29	26	14
SVE/PLUS/EW-400/H	37	52	41	42	34	29	27	27

Dimensions mm

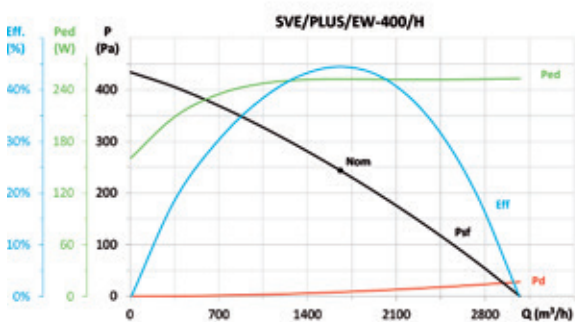
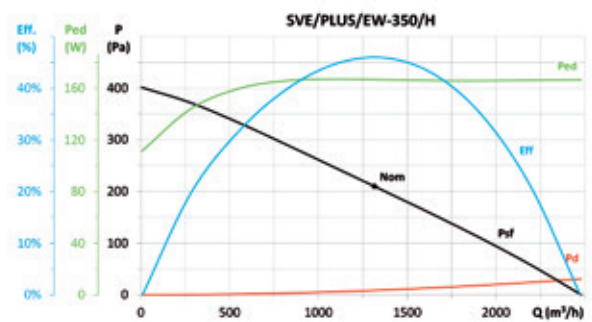
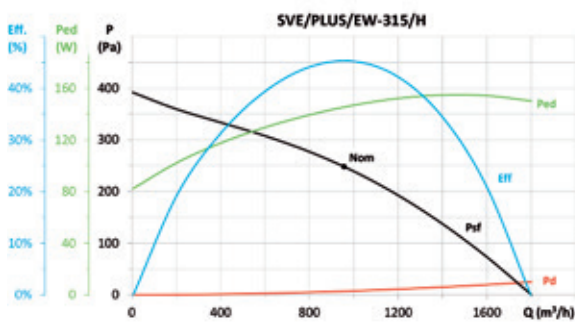
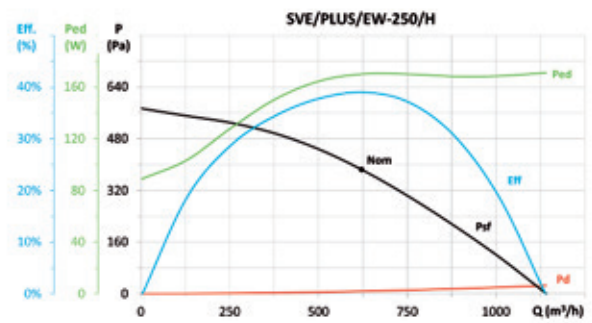
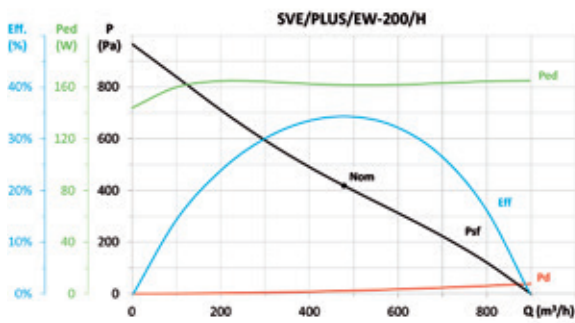
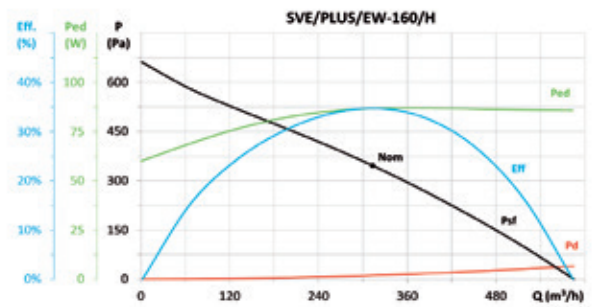
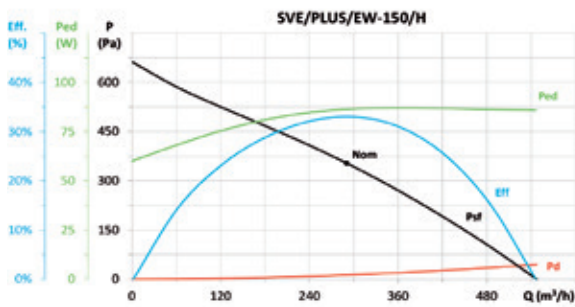
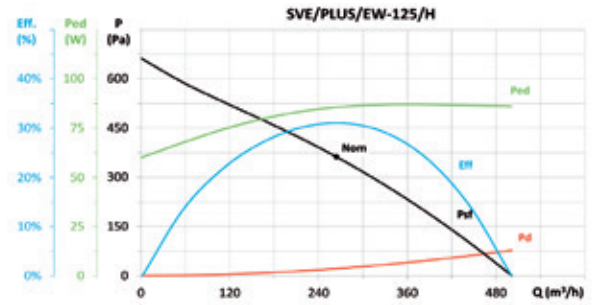
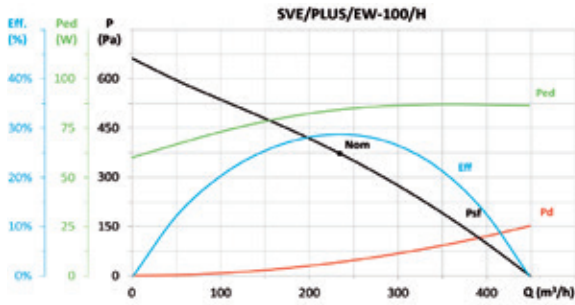


Model	A	B	C1	C2	øD1	L	øD2	EC1	EC2	T
SVE/PLUS/EW-100/H	380	380	174.5	255	100	37.5	7	405	305	455
SVE/PLUS/EW-125/H	380	380	164.5	255	125	37.5	7	405	305	455
SVE/PLUS/EW-150/H	380	380	160	255	150	37.5	7	405	305	455
SVE/PLUS/EW-160/H	380	380	155	255	160	37.5	7	405	305	455
SVE/PLUS/EW-200/H	460	450	140	265	200	37.5	7	485	380	535
SVE/PLUS/EW-250/H	460	450	165	310	250	52.5	7	485	380	565
SVE/PLUS/EW-315/H	565	540	210	390	315	57.5	9	595	440	680
SVE/PLUS/EW-350/H	650	600	265	465	350	57.5	9	680	525	765
SVE/PLUS/EW-400/H	650	680	280	500	400	80	9	680	600	810

Accessories



Characteristic curves



SVE/PLUS

Low-noise, in-line duct extractor fans mounted inside an acoustic wrapping with 40 mm phonoabsorbent acoustic insulation



Fitted with a folding inspection cover, except models 100-125-150/L-160/L

Fan:

- Acoustic wrapping coated with phonoabsorbent material.
- Turbine with jet turbine blades except models 100-125-150-160-200/H, with multi-blade turbine.
- Standardised suction and discharge flanges allowing for easy installation in ducts.
- Fitted with a folding inspection cover, except models 100-125-150/L-160/L
- Support feet built into the box, for easy installation.
- Linear air flow direction.

Motor:

- External rotor motors with built-in thermal protector, class F, with ball bearings, IP54 protection.
- Adjustable, single-phase 230V 50Hz/60Hz.
- Maximum temperature of air to be carried: +50°C.

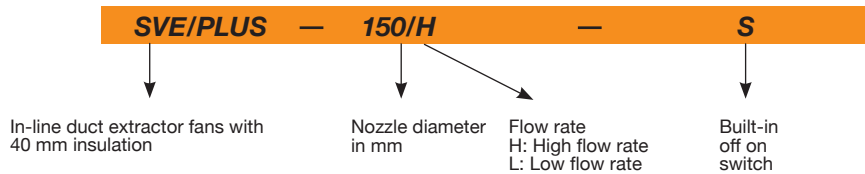
Finish:

- Anti-corrosive galvanised sheet steel.



S version with built-in switch

Order code



Technical characteristics

Model	Speed (r/min)	Maximum admissible current 230V (A)	Max. electric power (kW)	Maximum flow rate (m³/h)	Irradiated sound level dB(A)	Approx. weight (Kg)	Turbine type	According Erp
SVE/PLUS-100/L	1800	0.45	0.10	290	27	9.0	Forward	EXCLUDED
SVE/PLUS-125/H	2340	0.75	0.18	370	38	9.5	Forward	EXCLUDED
SVE/PLUS-125/L	1800	0.45	0.10	310	28	9.0	Forward	EXCLUDED
SVE/PLUS-150/H	2250	1.00	0.25	490	36	12.0	Forward	2015
SVE/PLUS-150/L	1800	0.45	0.10	355	26	9.5	Forward	EXCLUDED
SVE/PLUS-160/H	2250	1.00	0.25	490	36	12.0	Forward	2015
SVE/PLUS-160/L	1800	0.45	0.10	355	26	9.5	Forward	EXCLUDED
SVE/PLUS-200/H	1400	0.75	0.18	760	38	16.5	Forward	2016
SVE/PLUS-200/L	2650	0.70	0.18	640	37	13.5	Backward	2016
SVE/PLUS-250/H	2400	0.75	0.18	1140	44	15.0	Backward	2016
SVE/PLUS-250/L	2750	0.75	0.17	705	36	14.0	Backward	2016
SVE/PLUS-315/H	1400	0.65	0.14	1315	41	23.0	Backward	2018
SVE/PLUS-350/H	1400	0.85	0.20	1555	38	29.5	Backward	2016
SVE/PLUS-400/H	1350	1.20	0.30	2310	41	33.0	Backward	2018

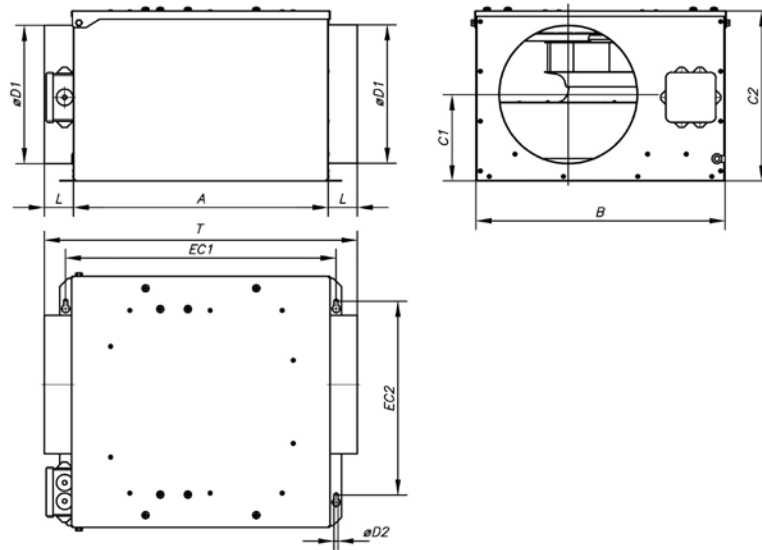
Acoustic characteristics

The values given are determined by measuring the sound power in dB(A) obtained in a free field at a distance equivalent to twice the size of the fan plus the rotor diameter, with a minimum of 1.5 m.

Sound power spectrum Lw(A) in dB(A) per Hz frequency band

Model	63	125	250	500	1000	2000	4000	8000	Model	63	125	250	500	1000	2000	4000	8000
SVE/PLUS-100/L	20	31	34	30	25	29	27	24	SVE/PLUS-200/H	26	40	45	43	39	40	39	33
SVE/PLUS-125/H	30	43	45	40	35	39	37	34	SVE/PLUS-200/L	25	39	44	42	38	39	38	32
SVE/PLUS-125/L	20	33	35	30	25	29	27	24	SVE/PLUS-250/H	32	45	48	51	46	48	47	42
SVE/PLUS-150/H	28	41	40	39	36	40	38	35	SVE/PLUS-250/L	24	37	40	43	38	40	39	34
SVE/PLUS-150/L	18	31	30	29	26	30	28	25	SVE/PLUS-315/H	27	40	43	47	44	45	44	38
SVE/PLUS-160/H	28	41	40	39	36	40	38	35	SVE/PLUS-350/H	26	39	41	45	42	43	43	37
SVE/PLUS-160/L	18	31	30	29	26	30	28	25	SVE/PLUS-400/H	29	42	44	48	45	46	46	40

Dimensions mm



Model	A	B	C1	C2	øD1	L	øD2	EC1	EC2	T
SVE/PLUS-100/L	380	350	100	230	100	35	7	410	290	450
SVE/PLUS-125/L	380	350	100	230	125	35	7	410	290	450
SVE/PLUS-125/H	380	350	100	230	125	35	7	410	290	450
SVE/PLUS-150/L	380	350	110	230	150	35	7	410	290	450
SVE/PLUS-160/L	380	350	110	230	160	35	7	410	290	450
SVE/PLUS-150/H	380	335	165	265	150	37.5	7	405	265	455
SVE/PLUS-160/H	380	335	165	265	160	37.5	7	405	265	455
SVE/PLUS-200/L	460	450	162	285	200	37.5	7	490	380	535
SVE/PLUS-200/H	460	450	162	285	200	37.5	7	490	380	535
SVE/PLUS-250/L	460	450	156	310	250	52.5	7	490	380	565
SVE/PLUS-250/H	460	450	156	310	250	52.5	7	490	380	565
SVE/PLUS-315/H	565	540	210	390	315	57.5	9	595	440	680
SVE/PLUS-350/H	650	600	233.5	435	350	57.5	9	680	525	765
SVE/PLUS-400/H	650	680	263.5	500	400	77.5	9	680	600	805

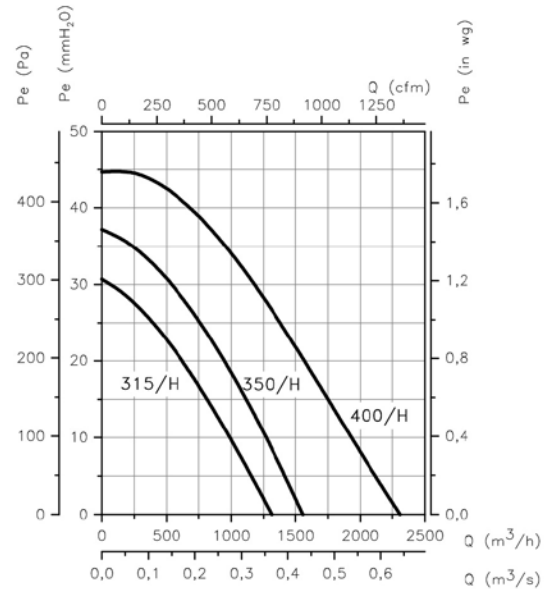
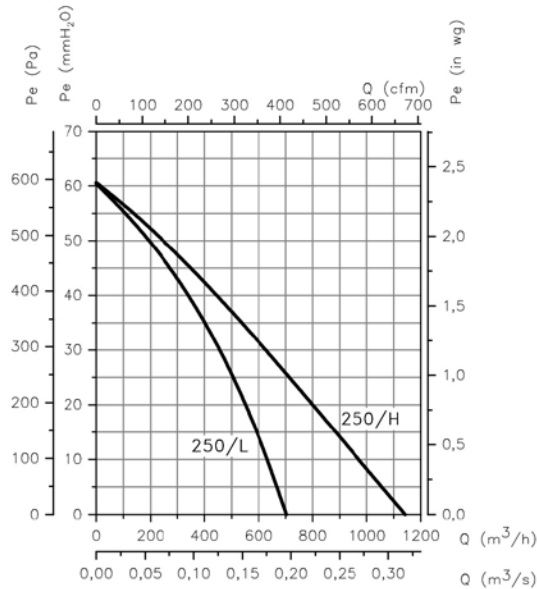
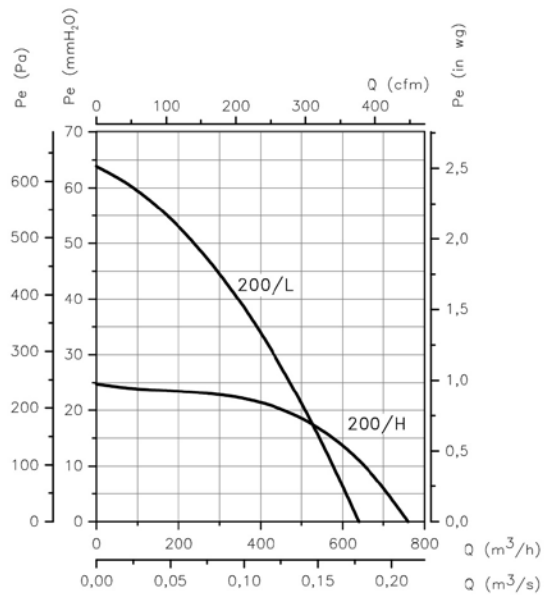
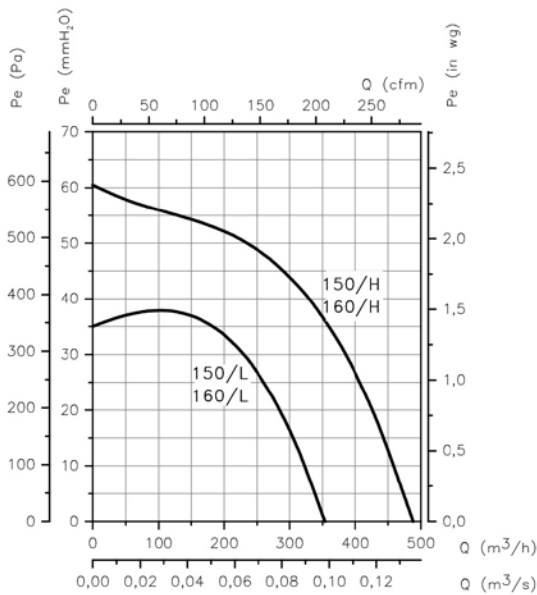
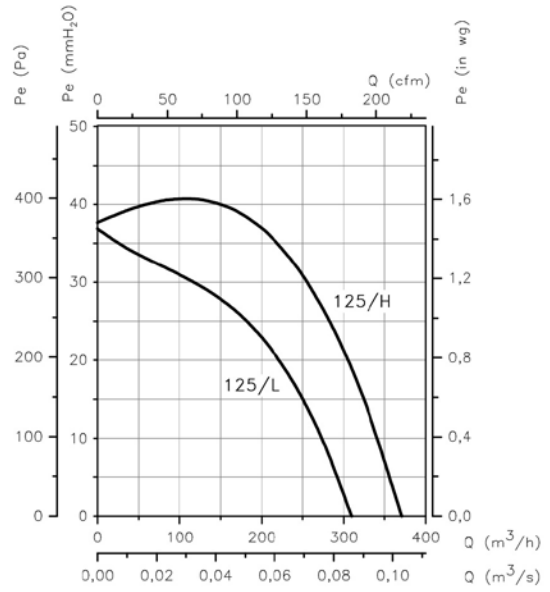
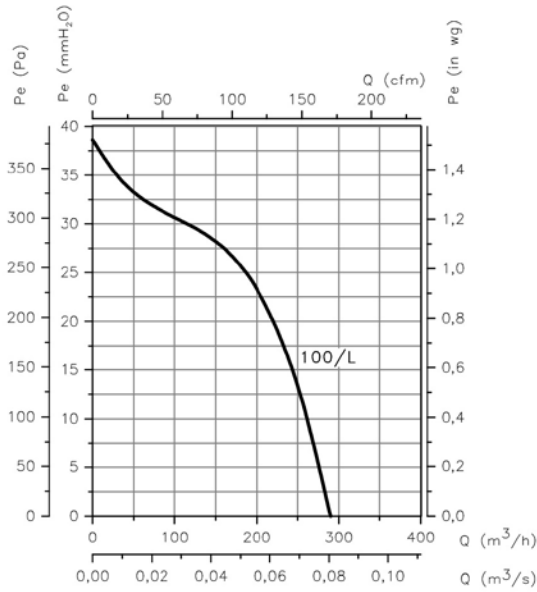
Accessories



Characteristic curves

Q= Flow rate in m³/h, m³/s and cfm

Pe= Static pressure in mmH₂O, Pa and inwg



EFFICIENT WORK FANS



SOLution DEvelopment CAPacity

Fast and flexible industrial fan solutions and tailored fans
Large experience in smoke control systems and ATEX applications
Wide range of certified products for specific markets

AXIAL FANS
AND
ROOF-MOUNTED EXTRACTORS



CENTRIFUGAL FANS
AND IN-LINE



SMOKE
EXTRACTOR
FANS



EXTRACTOR FANS FOR ATEX
EXPLOSIVE ATMOSPHERES AND
OTHER APPLICATIONS



HEAT RECOVERY
UNITS AND FILTERING
UNITS



AIR CURTAINS FOR
COMMERCIAL AND INDUSTRI-
AL APPLICATIONS



VENTILATION
SYSTEMS FOR
HOMES



ASK US FOR INFORMATION

www.sodeca.com



SODECA Group



HEADQUARTER
Sodeca S.L.U.
Ctra. de Berga, km 0,7
E-08580 SANT QUIRZE DE
BESORA
Barcelona, SPAIN
Tel. +34 93 852 91 11
Fax +34 93 852 90 42
General sales:
comercial@sodeca.com
Export sales:
ventilation@sodeca.com

CHILE
Sodeca Ventiladores Ltda
Sr. Frederic Cousquer
Santa Bernardita 12.005
(Esquina con Puerta Sur)
Bodegas 24 a 26
03380 San Bernardo,
Santiago, CHILE
Tel. +56 22 840 5582
ventas.chile@sodeca.com

COLOMBIA
Sodeca Colombia S.A.S
Sra. Luisa Stella Prieto
Avenida 1 de Mayo
N°72N - 45/47 Sur
Bogotá, COLOMBIA
Tel. +57 1 293 7272
ventascolombia@sodeca.co

PORTUGAL
Sodeca Portugal Lda
PORTO
Rua Veloso Salgado 1120/1138
4450-801 Leça de Palmeira,
Tel. +351 229 991 100
Fax. +351 229 991 119
geral@sodeca.pt

FINLAND
Sodeca Finland Oy
Mr. Kai Yli-Sipiä
Metsälinnankatu 30, PL2,
FI-32700 Huittinen,
FINLAND
Tel. + 358 400 320 125
orders.finland@sodeca.com

PORTUGAL
Sodeca Portugal Lda
LISBOA
Parque Empresarial da Granja
Pavilhão 8
2625-607 Vialonga,
Tel. +351 219 748 491
Fax. +351 219 748 493
geral@sodeca.pt

RUSSIA
Sodeca, L.L.C.
Mr. Stanislav Alifanov
Myasisheva str, 1, room 603
Business Center "Chaika"
140180 Zhukovskiy,
Moscow, RUSSIA
Tel. +7 495 955 90 50
alifanov@sodeca.com

UNITED KINGDOM
Sodeca Fans UK Ltd
Mr. Mark Newcombe
Pacific House
Relay Point
Tamworth, B77 5PA
UNITED KINGDOM
Tel. +44 (0) 1827 264 435
Mob. +44 (0) 7488 517433
sales@sodeca.co.uk

ZONA CARIBE
Sodeca Cuba
Sr. Carlos Hernández
Residencial Miramar
Apto. N° 108
Ave. 7ma N° 1805 entre 18 y 20
Miramar Playa, Havana, CUBA
Tel. +537 20 43721
carlos@sodeca.co.cu